



Stockwatch Report

Worm Egg Counting Service

PO Box 423
 Temora NSW 2666
 Ph: 0488 089 676
 fax: (02) 6973 8967
 stockwatchlab@bigpond.com

Demo Report
 "Property"
 Town NSW 0000

Thursday 23 July 2009




Job Date 23-Jul-09

Job Number 1112


The results of your worm counts are as follows...

Comments

Mob Name	Does
Mob Type	Deer
Total Strongyle	690
Total Nematodirus	180
Total Eggs / Gram	870
Test Type	Standard

Low levels of Coccidia cysts observed 
 No Tapeworm eggs observed 
Liver Fluke Test Results Negative 

Mob Name	Stags
Mob Type	Deer
Average Strongyle	183
Average Nematodirus	42
Average Eggs / Gram	225
Test Type	Premium

Low levels of Coccidia cysts observed
 Low levels of Tapeworm eggs observed 
Liver Fluke Test Results Not Tested

Strongyle	240	90	150	210	90	270	360	180	90	150
Nematodirus	20	0	60	0	60	0	0	0	60	120
Total Eggs / Gram	360	90	210	210	150	270	360	180	150	270



Thankyou for your support,

Tom and Fiona Shuttleworth.

Guide to using results

< 200 EPG Drenching probably not required
 200 - 500 EPG Seek Advice
 > 500 EPG Drench probably required

Liver Fluke Test Results are represented as either positive or negative as opposed to roundworm test results that are represented in eggs per gram, If Positive drenching and management actions are required.

*The table "Guide to using Results"above is a guide only and in no way is a recommendation. StockWatch does not accept any liability for the use of the results it supplies.